



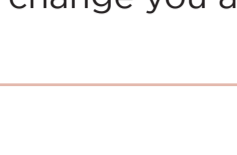
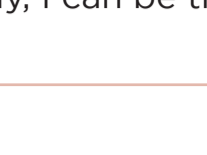
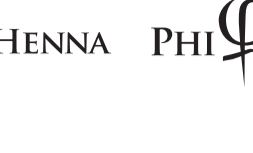
WELCOME TO THE MAGICAL WORLD OF



Not so long ago, my life had changed for the better just because of one decision that I've made. When I decided to join the PHI family, my journey to the top had begun.

I have worked hard and unstoppable to reach my goal, and I'm finally there, but I still take my part in learning and passing the knowledge to others.

I have always believed that if you want to rise, you have to give first, and I gave my persistence, desire, and will to perfect myself on many levels. I am now a PHI master in these techniques:

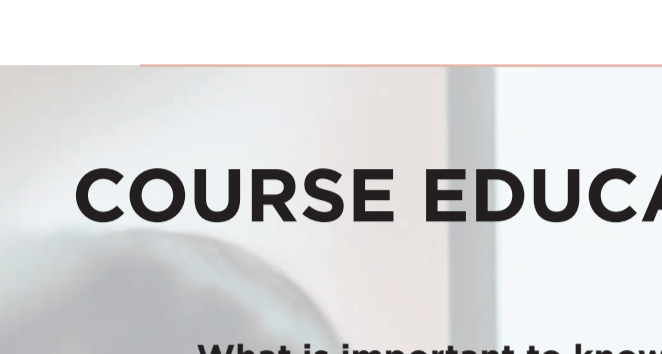


The list is long and so was my dedication. Now I don't just do these treatments, but I can also teach you how to do them, how to make a business in this industry, and finally, I can be the initiative for the change you are longing for.

THE UNIQUE PHIBROWS TECHNIQUE

This specific technique easily gives fullness, modern appearance, and perpetual eyebrow definition. That's why it's the most popular in the world.

The secret is in precision, a combination of creativity and knowledge, but also in constant practice.



Phibrows is a technique in which we use microblading methods to draw hairs to fit in and give a natural and neat look to eyebrows. This achieves the perfect balance between treatment and final appearance, highlighted by the beauty of the eyebrows.

Phibrows is a manual, semi-permanent technique of hyper-realistic eyebrow drawing in which the shape of eyebrows is calculated according to facial morphology and golden proportion (phi 1.618)



COURSE EDUCATION CONCEPT

What is important to know about the Phibrows course?

- The Phibrows course is divided into two phases: 1. **Theoretical phase** and 2. **Practical phase.**

- In the theoretical phase, you will get to know more about snake types, colorization, aesthetic parts of technique, but also you will hear a word or two about tools that are used and similar things.

- In the practical phase, you will get to practice on latex skin, so that you can learn just the right amount of pressure that you should use, how to manage your tools, and of course how to use the phi app for your and clients benefits. Later you will be able to practice on real live clients.

- Education in person lasts for two days, but that is not the end of it. Education and lessons last for 4 to 6 months after the direct course with me. In this period Phi family and I are providing support, answering your questions, and helping you to conclude the first step to your business.

- Master craft app is also available on the play or apple platform where you will have access to lessons of the course. The application contains 12 levels through which each student must pass. In each level, exercises you send in the form of photos are evaluated.

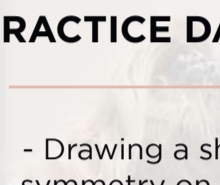
Craft Master application gives you access to:

- all lessons from the PhiBrows course,
- consisting of video materials,
- 2D animations and texts illustrated with images.

Craft Master application can be downloaded free of charge from Google Play or App Store by clicking on the following buttons or scanning QR codes:



App Store



Play Store

DAY 1 THEORETICAL PART

- Hygiene rules
- The ideal individual eyebrow based on bone structure, physiognomy, and Phi proportion
- Drawing of the hairs (initial in the inert matter and later in the human model)
 - Skin problems
 - Colorimetry, pigments
 - Tips
 - Various post-treatment actions according to different types of skin
- Practical exercises drawing a shape on a paper
- Practical exercises of drawing hair on latex
- Additional information on semi-permanent make-up basics

DAY 2 PRACTICE DAY ON LIVE MODELS

- Drawing a shape and measuring the symmetry on a live model while using PhiApp
- Complete work on a live model

You can download **Phi App** from **Google Play** or **App Store** by clicking on the following buttons or scanning QR codes:



App Store



Play Store

- After receiving the certificate of successfully completed technique, you will automatically be listed on our PhiAcademy World Map so that your potential customer can find you easily.

We offer two types of courses: **PhiBrows Premium course** and **PhiBrows Standard course.**

But, the magic doesn't stop there, no, it is just beginning!

PHIBROWS PREMIUM KIT

The new Premium Phibrows kit brings the expertise of our top. During the Phibrows Premium course, you will get 6 months of Master's support and a Phibrows Premium kit that contains materials needed for professional microblading. This is the most complete microblading kit containing all the possible tools and equipment used in this job.

THE PHIBROWS PREMIUM KIT CONTAINS:

- Blade and Shade Disposable Tool 30 pcs
- Microblading Advanced Latex Training Kit 1 pc.
- PhiBlade U 304 50 pcs
- PhiWipes Asept 5 pcs
- PhiWipes MakeUp Remover 5 pcs
- Skin Candy After Care Balm 10mL 1 pc.
- Skin Candy Anti Shock 1 10mL 1 pc.
- Skin Candy Anti Shock 2 10 mL 1 pc.
- Skin Candy Sun Sweat Protection After Care Cream 10mL 1 pc.
- Skin Candy Scar Coverage Gel 10mL 1 pc.
- Skin Candy Monodose Balm 50 pcs
- PhiBrows Brown 1 SUPE Pigment 5mL 2 pcs
- PhiBrows Brown 2 SUPE Pigment 5mL 2 pcs
- PhiBrows Golden Brown SUPE Pigment 5mL 2 pcs
- PhiBrows Yellow SUPE Pigment 5mL 1 pc.
- PhiBrows Fox SUPE Pigment 5mL 1 pc.
- PhiBrows Black SUPE Pigment 5mL 1 pc.
- PhiBrows Red SUPE Pigment 5mL 1 pc.
- PhiBrows Golden Brown SUPE Pigment 5mL 2 pcs
- PhiBrows Yellow SUPE Pigment 5mL 1 pc.
- PhiBrows Fox SUPE Pigment 5mL 1 pc.
- PhiBrows Black SUPE Pigment 5mL 1 pc.
- PhiBrows Red SUPE Pigment 5mL 1 pc.
- Stroke Marker 10mL 1 pc.
- PhiGlow Holder 1 pc.
- BB Compass 1 pc.
- Scissors and Tweezers 1 pc.
- Mirror 1 pc.
- Sunglasses 1 pc.
- PhiBrows Latex (printed) 3 pcs
- PhiBrows Drawing Pencil Set 2 pcs



PHIBROWS STANDARD KIT

The Phibrows Standard Course provides the optimal amount of support needed from a Master, i.e. 4 months of support and an optimal Phibrows standard kit, not only great for getting started but also provides you with everything you need to work and to return your investment.

THE PHIBROWS STANDARD KIT CONTAINS:

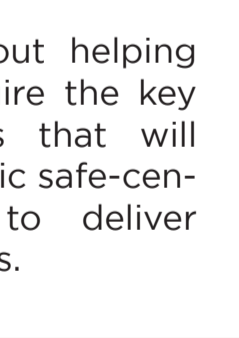
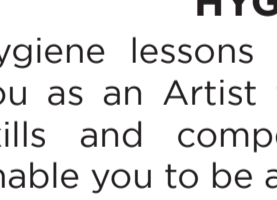
- PhiBrows Brown 1 SUPE Pigment 5mL 2 pcs
- PhiBrows Brown 2 SUPE Pigment 5mL 2 pcs
- PhiBrows Brown 3 SUPE Pigment 5mL 2 pcs
- PhiBrows Golden Brown SUPE Pigment 5mL 2 pcs
- PhiBrows Yellow SUPE Pigment 5mL 1 pc.
- PhiBrows Fox SUPE Pigment 5mL 2 pcs
- PhiBrows Black SUPE Pigment 5mL 1 pc.
- PhiBrows Red SUPE Pigment 5mL 1 pc.
- PhiBlade U - 50 pcs
- Golden Ratio Divider 1 pc.
- Printed Latex 3 pcs
- Universal Holder Silver 1 pc.
- Disposable tool - 30 pcs.
- Scissors and Tweezers 1pc.
- Mineral Pencil 1pc.
- Skin Candy Monodose Balm 50 pcs



BONUS COURSES

SKIN EXPERT ONLINE COURSE

Skin Expert online course provides highly detailed and in-depth information on each layer of skin individually. This course is an essential foundation necessary to secure a good base of understanding for all the other courses available through us.

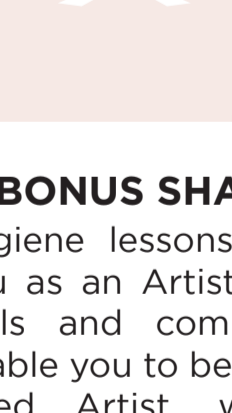


HYGIENE

Hygiene lessons are about helping you as an Artist to acquire the key skills and competencies that will enable you to be a hygienic safe-centered Artist, working to deliver high-quality care to clients.

FIRST CLASS SERVICE COURSE

Learn all the written and unwritten rules of how to greet clients and how to walk them out, how to talk with them over the phone, how to decorate the proper way to behave during treatments, and also remember how important customer care is at the end of the visit as your clients are leaving your studio.



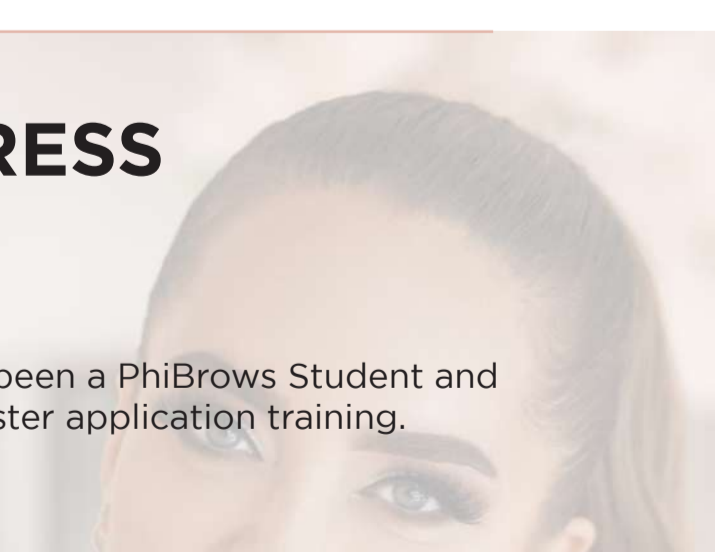
BONUS SHADING COURSE

Hygiene lessons are about helping you as an Artist to acquire the key skills and competencies that will enable you to be a hygienic safe-centered Artist, working to deliver high-quality care to clients.



GMC (Get more clients)

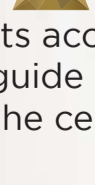
Get more clients course will teach you the basic steps on how to present yourself in any given environment. It teaches you how to get the first clients through defined steps and make these clients the ones that will bring you, new clients.



PROGRESS



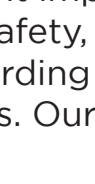
Artist is every person who has previously been a PhiBrows Student and successfully passed Craft Master application training.



Anyone who has been an Artist for at least 6 months, who is active on social networks and groups, and whose works have been noticed by many Craft Masters can become a Royal artist by clicking on the link at the beginning of the Artist Rules. It is necessary to fill in all the required fields on the link correctly. If an Artist meets the prescribed standards, the Artist will become a Royal artist.



Master Assistant is an active and experienced Royal Artist who assists Craft Masters in their training and gets paid for it in agreement with the Craft Master.



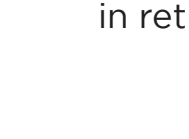
Craft Master's job is to teach students according to PhiAcademy rules and the Craft Master application and guide them to pass all the levels and obtain the certificate.



A Craft Master who has more than 100 certified students within one year and who has been a Craft Master for more than a year can become a Grand Master. Grand Master has to have a recognizable style accepted by others on the forum, a different technique and shape, and a modified basic Craft Master. The Grand Master has to design a new technique but also has to have good personal qualities and help others to advance.

WHY CHOOSE PHI PRODUCTS?

Phi Products are a subject of constant improvement, following top developing technologies and have guaranteed safety, quality and persistence. Those products are made according to the highest-level standards to meet the client's expectations. Our products are pet-friendly, vegan, and never tested on animals.



PAY WITH SMILE

We are especially proud to point out that we provide Pay With Smile service. Pay with smile is a service intended for clients who have lost their eyebrows due to illness, for whom the artists do the treatment for free, as a way of giving back, while the clients, in return, pay with their smile!

